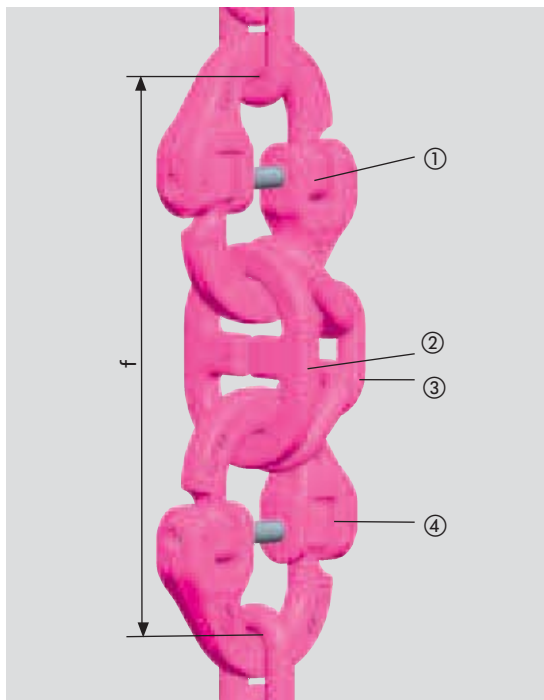




**VIP-
Overload
indicator
complete
VCG**

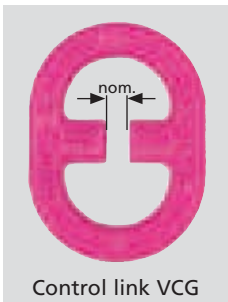
**Unique
RUD
product!**



The safety sensation

Immediate visual indication of overload - due to the specially calibrated RUD control link VCG. Although stationary fitted it can easily be replaced by means of the **Combi-lock VVS** consisting of:

- ① **Combi-lock VVS-U** (see page 27) Easy hammer mounting (fool-proof chain connection)
- ② **Control link VCG** With indicator bars and a calibrated slot width (nominal... mm)
- ③ **VIP chain, 3 links** (see page 8) Additional securing element besides the control link in side connection
- ④ **Combi-lock VVS** (see page 27) Easy assembly (fool-proof chain connection)



Control link VCG

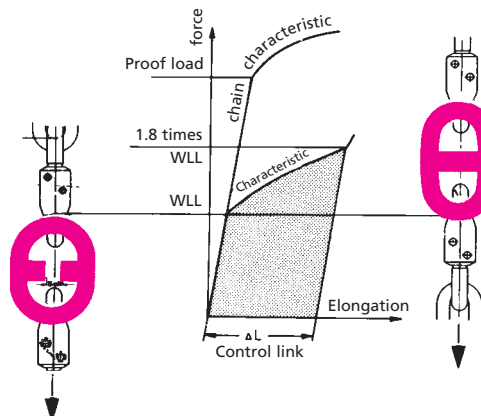
Type	WLL t	Initial size nom. (mm)	Weight kg	Ref. No.
VCG - 6	1.5	4	0.06	79 87 623
VCG - 8	2.5	6	0.10	79 87 046
VCG - 10	4	7	0.20	79 87 626
VCG - 13	6.7	10	0.40	79 88 245
VCG - 16	10	11	0.70	79 89 743
VCG - 20	16	12	1.10	79 92 549
VCG - 22	20	16	1.90	79 92 551

Overload indicator VCG (complete)

Nom. size chain mm	WLL t	single parts	build. length (mm)	Weight kg
6	1.5		115	0.3
8	2.5	VVS	151	0.5
10	4	VCG	198	1.2
13	6.7	3 links	232	2.1
16	10	Chain	291	4.5
20	16	VVS	345	8.8
22	20		382	12.1

Hints for use

Immediate visual indication of overload – due to the specially calibrated RUD control link VCG.



Do not exceed permissible WLL!
The calibrated slot width corresponds with the indicated nominal size.

Chain strand overloaded!
Clearly visible through the indicator. **Slot width will decrease** with increasing overload. The closing of the indicator implies that the WLL has been exceeded by 80 % to 100 %!

If the two indicator bars are not closed after overload (slot width > 0.5 mm), the user may install a new control link. Should the overload repeatedly occur, a bigger chain size has to be used. If the bars are closed or even bent up, the chain has to be removed from operation and be examined (as per BGR 500).